

# ADDI+IVE IMPLANTS



**SureMAX™ / SureMAX-X™**  
**CERVICAL SPACER**

[SPECIFICATIONS](#)


# SureMAX™ CERVICAL SPACER

## The SureMAX™ Family of Cervical Spacers offers:

- + Roughened and optimized open-pore structures.
- + Convex surfaces to match spinal endplates.
- + Large lateral windows to radiologically visualize bone healing.
- + Lordotic 7°, Mid-Lordotic 10°, and Hyperlordotic 14° options.
- + Multiple footprints: 12 x 14 mm, 14 x 16 mm, 15 x 18 mm, 15 x 20 mm.
- + One set of instruments for both SureMAX™ and SureMAX-X™ Cervical Spacers.
- + Unique Slap Hammer design for rapid insertion/extraction and visualization under a microscope.

These are essential features for the next generation Cervical Interbody Spacer.  
They are combined features available in only one family of implants:

**SUREMAX™ AND SUREMAX-X™ CERVICAL SPACERS**



# SUREMAX™ FAMILY OF CERVICAL SPACERS

The SureMAX™ Family of Cervical Spacers are interbody fusion devices manufactured from Ti-6Al-4V ELI titanium alloy (ASTM F3001, Grade 23). The device is designed to provide surgical stabilization of the cervical spine. The superior and inferior surfaces have a lattice mesh surrounding a large central cavity for placement of bone graft which extends vertically through the implant. Three pyramidal spikes extend outward from the implant at the anterior-inferior and anterior-superior edges to aid in securing the device within the disc space. The lateral aspects of the spacer are open to facilitate radiographic fusion assessment. The anterior face incorporates three holes, the center one threaded, for inserter attachment.

**The SureMAX™ Cervical Spacer is available in three footprint sizes (depth x width):** 12 mm x 14 mm, 14 mm x 16 mm, and 15 mm x 18 mm. All three footprint sizes are available in heights of 5 mm to 12 mm, in 1 mm increments. The superior-inferior surfaces form either a lordotic (7°) or a hyperlordotic (14°) sagittal angulation.

**The SureMAX-X™ Cervical Spacer is available in four footprint sizes (depth x width):** 12 mm x 14 mm, 14 mm x 16 mm, 15 mm x 18 mm and 15 mm x 20 mm. All four footprint sizes are available in heights of 5 mm to 9 mm, in 1 mm increments. The superior-inferior surfaces form either a lordotic (7°), a mid-lordotic (10°) or a hyperlordotic (14°) sagittal angulation.

All the SureMAX™ Family of Cervical Spacers are provided sterile only.

## SureMAX™ CERVICAL SPACER




## SureMAX-X™ CERVICAL SPACER



# SureMAX™ CERVICAL SPACER


## Implants



Depth x Width (mm)	Height (mm)	Part Numbers	
		Lordotic 7°	Hyperlordotic 14°
Small 12 x 14	5	1002-07121405	1002-14121405
	6	1002-07121406	1002-14121406
	7	1002-07121407	1002-14121407
	8	1002-07121408	1002-14121408
	9	1002-07121409	1002-14121409
	10	1002-07121410	1002-14121410
	11	1002-07121411	1002-14121411
	12	1002-07121412	1002-14121412
Medium 14 x 16	5	1002-07141605	1002-14141605
	6	1002-07141606	1002-14141606
	7	1002-07141607	1002-14141607
	8	1002-07141608	1002-14141608
	9	1002-07141609	1002-14141609
	10	1002-07141610	1002-14141610
	11	1002-07141611	1002-14141611
	12	1002-07141612	1002-14141612
Large 15 x 18	5	1002-07151805	1002-14151805
	6	1002-07151806	1002-14151806
	7	1002-07151807	1002-14151807
	8	1002-07151808	1002-14151808
	9	1002-07151809	1002-14151809
	10	1002-07151810	1002-14151810
	11	1002-07151811	1002-14151811
	12	1002-07151812	1002-14151812

# SureMAX-X™ CERVICAL SPACER

## Implants



Depth x Width (mm)	Height (mm)	Part Numbers		
		Lordotic 7°	Mid-Lordotic 10°	Hyperlordotic 14°
Small 12 x 14	5	1802-07121405	1802-10121405	1802-14121405
	6	1802-07121406	1802-10121406	1802-14121406
	7	1802-07121407	1802-10121407	1802-14121407
	8	1802-07121408	1802-10121408	1802-14121408
	9	1802-07121409	1802-10121409	1802-14121409
Medium 14 x 16	5	1802-07141605	1802-10141605	1802-14121405
	6	1802-07141606	1802-10141606	1802-14121406
	7	1802-07141607	1802-10141607	1802-14121407
	8	1802-07141608	1802-07141608	1802-14121408
	9	1802-07141609	1802-10141609	1802-14121409
Large 15 x 18	5	1802-07151805	1802-10151805	1802-14151805
	6	1802-07151806	1802-10151806	1802-14151806
	7	1802-07151807	1802-10151807	1802-14151807
	8	1802-07151808	1802-10151808	1802-14151808
	9	1802-07151809	1802-10151809	1802-14151809
Extra Large 15 x 20	5	1802-07152005	1802-10152005	1802-14152005
	6	1802-07152006	1802-10152006	1802-14151806
	7	1802-07152007	1802-10152007	1802-14152007
	8	1802-07152008	1802-10152008	1802-14152008
	9	1802-07152009	1802-10152009	1802-14152009

# SOLUTIONS BY THE PEOPLE OF ADDITIVE IMPLANTS

We are devoted to helping your patients obtain excellent surgical outcomes. We are dedicated to supporting you with novel tools, instruments and implants. We are driven by the opportunity to share our developments with the world. We are committed partners who will do everything in our power to assist you in your quest to provide the absolute best in spinal care. You can count on us to always act as ethical partners with integrity who are worthy of your trust.

## ADDI+IVE IMPLANTS

3101 E SHEA BLVD, SUITE 122  
PHOENIX, AZ 85028

602-795-8850 phone  
602-595-7896 fax

[Sales@AdditiveImplants.com](mailto:Sales@AdditiveImplants.com)

 [ADDITIVEIMPLANTS.COM](http://ADDITIVEIMPLANTS.COM)

 [ADDITIVEIMPLANTS](https://www.linkedin.com/company/additiveimplants)

This documentation is intended exclusively for physicians and is not intended for laypersons. Information on the products and procedures contained in this document is of a general nature and does not represent and does not constitute medical advice or recommendations. Because this information does not purport to constitute any diagnostic or therapeutic statement with regard to any individual medical case, each patient must be examined and advised individually, and this document does not replace the need for such examination and/or advice in whole or in part. Please refer to the package inserts for important product information, including, but not limited to, contraindications, warnings, precautions, and adverse effects.

Some parts in the SureMAX™ product family are protected by US Patent No. 10,299,938, No. D882,779 and other pending patents.